

Serviced Office Space UK




50 Eastbourne Terrace

London W2 6LG



Paddington is an area of West London located between two Royal Parks, Notting Hill and the West End. Stroll through the suburb to find pretty parks, gardens, squares, cafes, the Grand Union Canal and the Grade I listed London Paddington station designed by Isambard Kingdom Brunel.

Bright, private office space by Paddington Station, with 24 hour access and a large newly installed kitchen with eat in break out area. You will have access to five large meeting rooms, a large reception area and the space has lots of natural light. Mews views from the private office. No street noise due to double glazing. Bathrooms, kitchen and meeting rooms finished to a high standard. Definitely worth a visit!



transport links

**Underground
Train Station
Road Link
Airport**

Paddington
Euston Station
N/A
London City Airport

Sublet Office Spaces

- **Price** : Â£300 pcm
- **Min Price** : Â£300 pcm
- **Min Size** : 10 wkstns
- **Total Size** : 20 wkstns